

Roll-In Dock with Wood Top








- PlayStar Parts (Required)
- PlayStar Assessories (Recommended)
- Additional Materials (Required)

Number of Sections				
1	2	3	4	5

	Description	Part No.	Quantity of Parts				
	Commercial Grade Dock Kit	PS 1005	1	2	3	4	5
	Dock Wheel	PS 1334	2	4	6	8	10
	Dock Axle Kit	PS 1198	1	2	3	4	5
	Commerical Grade Dock Connector Clip	PS 1021	4	4	8	12	16
	Pipe Safety Caps	PS 1193	1	1	2	2	3
	Pipe Sleeve Bumper	PS 1188	-	2	4	4	4
	Multi-Purpose Bumper (additional hardware- PS 1145)	PS 1352	-	2	2	2	2
	Float Hardware (to attach PS 1352)	PS 1145	-	1	1	1	1
	Resin Dock Cleat 8" (additional hardware required)	PS 1191	-	2	2	2	2
	Pipe 1-5/8" or 1-7/8" Diameter	-	3	6	9	12	15

Number of Sections

1 2 3 4 5

	Description	Part No.	Quantity of Parts				
	2" x 6" x 10' Lumber	-	5	10	15	20	25
	2" x 6" x 8' Lumber	-	2	4	6	8	10
	5/4" x 6" x 8' Lumber	-	11	21	32	42	53
	#8 x 2-1/2" Deck Screws	-	229	458	687	916	1145
▼ Purchase to attach Resin Dock Cleat (PS 1191)							
	1/4" x 4" Galvanized Lag Screws	-	-	4	4	4	4
	1/4" Galvanized Flat Washers	-	-	4	4	4	4
▼ Purchase to attach 1-7/8" Diameter Pipe							
	Commercial Grade Back Plate	-	4	8	12	16	20