

















## Stationary Dock with Wood Top

- PlayStar Parts (Required)
- PlayStar Accessories (Recommended)
- Additional Materials (Required)

Number of Sections				
1	2	3	4	5

	Description	Part No.	Quantity of Parts				
	 Aluminum Dock Kit	PS 1505	1	2	3	4	5
	 Commercial Grade Foot Plate	PS 1023	2	4	6	8	10
	 Commerical Grade Dock Connector Clip	PS 1021	4	4	8	12	16
	 Multi-Purpose Bumper	PS 1352	-	2	2	2	2
	 Pipe Sleeve Bumper	PS 1188	-	2	4	4	4
	 Resin Dock Cleat 8" (additional hardware required)	PS 1191	-	2	2	2	2
	 Pipe Safety Caps	PS 1193	1	1	2	2	3
	 Pipe 1-5/8" or 1-7/8" Diameter	-	2	4	6	8	10
	 5/4" x 6" x 8' Lumber	-	11	21	32	42	53

Number of Sections				
1	2	3	4	5

	Description	Part No.	Quantity of Parts				
	#10 x 1-1/2" Self Drilling All Purpose Screws	-	126	252	378	504	630
▼ Purchase to attach Resin Dock Cleat (PS 1191) 							
	1/4" x 3" Galvanized Carriage Bolts	-	-	4	4	4	4
	1/4" Galvanized Flat Washers	-	-	4	4	4	4
	1/4" Galvanized Lock Washers	-	-	4	4	4	4
	1/4" Galvanized Hex Nuts	-	-	4	4	4	4
▼ Purchase to attach 1-7/8" Diameter Pipe							
	Commercial Grade Back Plate	-	4	8	12	16	20